

## BAP SERIES AIR HYDRAULIC PUMPS

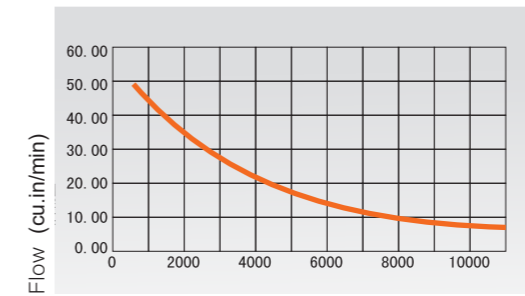
OIL CAPACITY: 1600-4500 ml

MAX. PRESSURE: 700 Bar

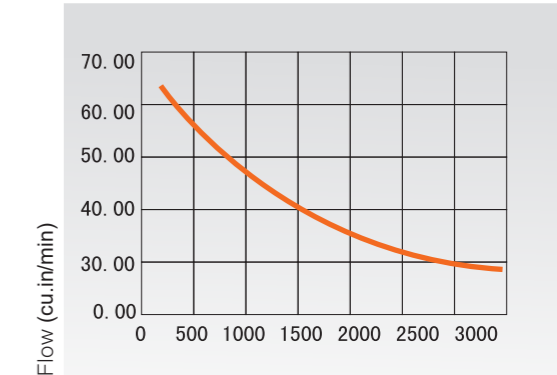
OPERATE: FOOT PEDAL, REMOTE HANDLE



10000PSI Air Pump Flow Diagram



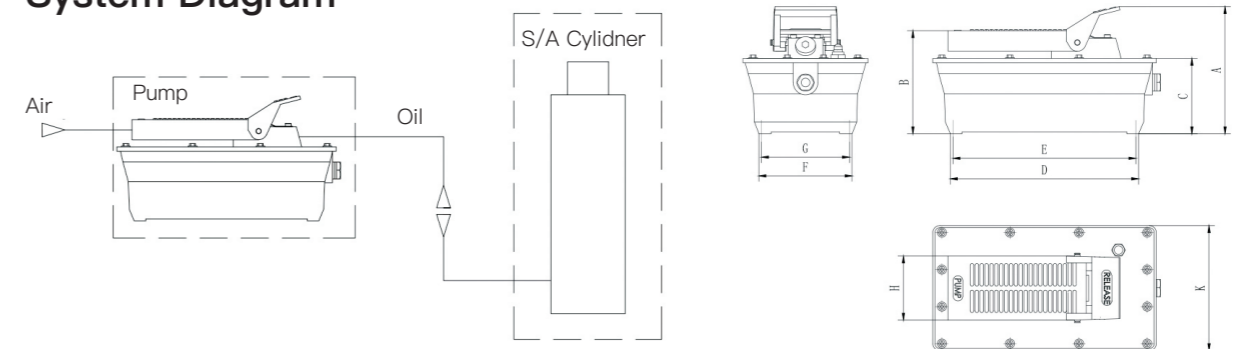
3000PSI Air Pump Flow Diagram



### FEATURES AND BENEFITS

- Heavy duty construction for extended life and ease of maintenance
- Air exhaust muffler for quiet operation
- Pumps feature both air and oil filters to reduce risk of damage from contaminants
- Internal load limiting device prevents overload

### System Diagram



Model	Cylinder Type	Output Pressure bar	Air Inlet Pressure bar	Air l/min	Oil Capacity cm <sup>3</sup>	Flow Rate		Valve	Reservoir	Operation	Weight kg
						Un-load l/min	Load l/min				
BAP-001	Single Acting	0-700	6-10	300	2300	0.8	0.12	2W/2P	Plastic	Foot Pedal	11.8
BAP-002				Aluminum	8.6						
BAP-003				Plastic	7.8						
BAP-004				Steel	16.5						
BAP-005				Aluminum	Remote	12					

Model	A	B	C	D	E	F	G	H	K	Operation
	mm	mm	mm	mm	mm	mm	mm	mm	mm	
BAP-001	189	154	109	282	258	143	122	92	179	Foot Pedal
BAP-002	186	154	109	249	232	121	107	92	136	Foot Pedal
BAP-003	188	154	108	320	/	180	/	92	180	Foot Pedal
BAP-004	189	154	109	282	258	143	122	92	179	Foot Pedal
BAP-005	186	154	109	249	232	121	107	92	136	Remote